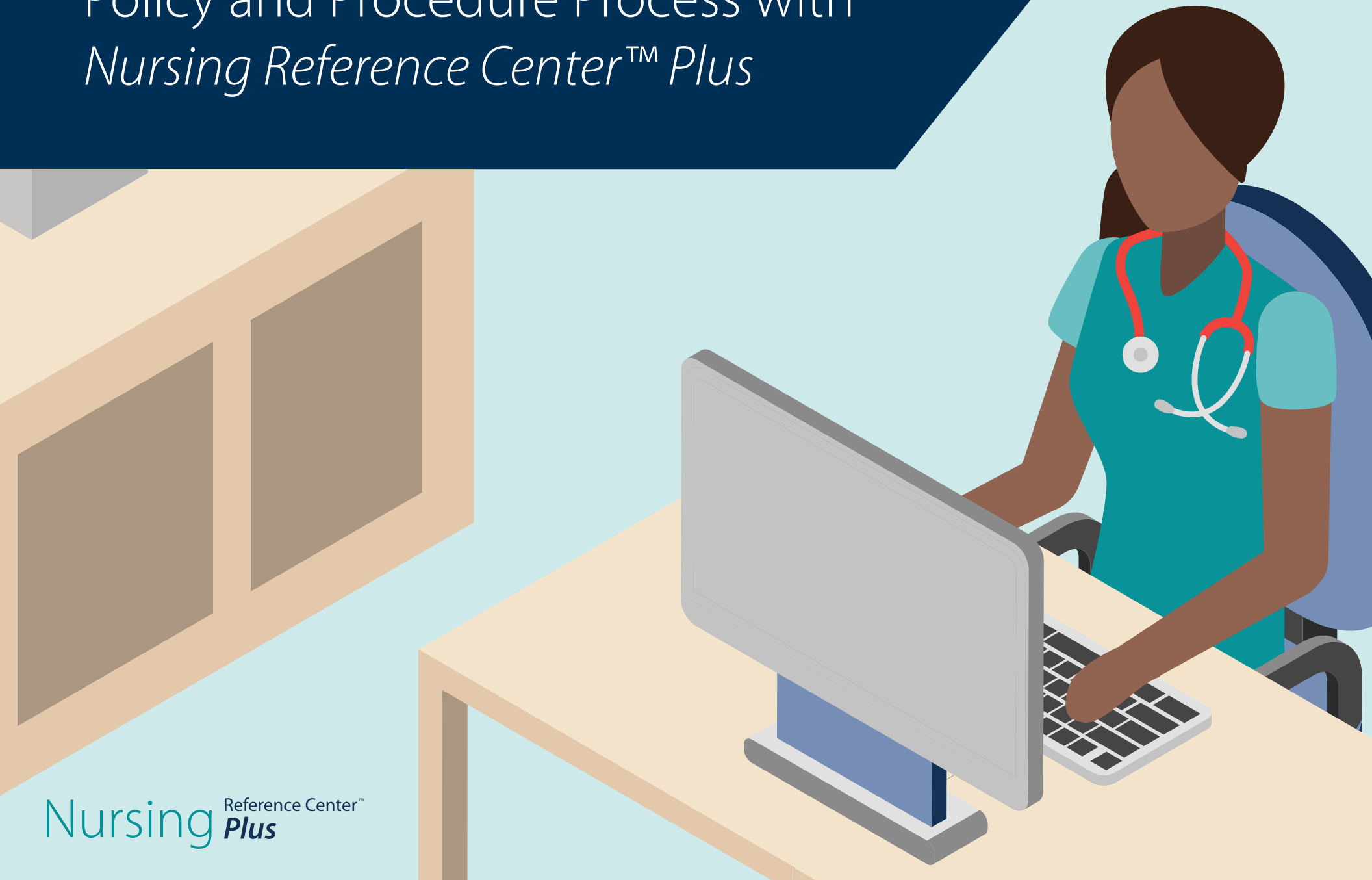


STREAMLINING YOUR

Policy and Procedure Process with
Nursing Reference Center™ Plus



Did you know that by linking directly from your online Policy and Procedure Manual to *Nursing Reference Center Plus* you can save time, money and resources on upkeep?

With *Nursing Reference Center Plus*, Content Nursing Administrators can:

- Trust the information is evidence-based and continually updated as new evidence is identified.
- Reduce exposure to liability by ensuring that nurses follow Standardization of Care best practices.
- Ensure the hospital meets a variety of the components needed to achieve and maintain the American Nurses Credentialing Center's Magnet® Recognition.

[Let us show you how »](#)



WELCOME TO YOUR ONLINE POLICY AND PROCEDURE MANUAL

Health Safe
HOSPITAL

Health Safe Hospital Policy Library

[Login](#)[Create Account](#)

Patient Care Services Policy and Procedure Manual

Category

Nursing Services

Description

The Patient Care Services Policy and Procedure Manual contains all of the evidence-based policies and procedures for Health Safe Hospital. Their intent is to safeguard the continuum of care and ensure that all caregivers are working from a consistent set of evidence-based guidelines.

[Back to Policy Library](#)



Changes

[Table of Contents - TJC Standards and CMS Regulations](#)
[Table of Contents - NIAHO Standards and CMS Regulations](#)
[Copyright](#)
[Disclaimer](#)
[Approval/Signature Sheet](#)
[Introduction](#)

[A-B](#)

[C-E](#)

[F-O](#)

[P-X](#)

[PERFORMANCE IMPROVEMENT](#)

[WAIVED TESTING](#)

[NPSG COMPETENCY](#)

[CRITICAL CARE UNIT](#)

[MEDICAL SURGICAL UNIT](#)

[TELEMETRY UNIT](#)

[▲TOP](#)



REVIEW OUR CONTENT

First things first. Sign in to your *Nursing Reference Center Plus* administrator account, select the policy or procedure you'd like to start with and review the evidence-based Nursing Practice and Skill on the topic.

The screenshot displays the Nursing Reference Center Plus interface. At the top, a navigation bar includes a 'Sign In' button (highlighted with a red box), 'Folder', 'Send Feedback', and 'Help'. Below this, the search bar shows the query 'Arterial Catheter: Assisting with Insertion' with a 'Search' button. The left sidebar contains links for 'Detailed Record', 'HTML Full Text', 'PDF Full Text', and a 'Related Information' section with links like 'Quick Lesson', 'Evidence-Based Care Sheets', 'Skills', 'Videos', 'Images', 'Drug Monographs', 'Care Plans', 'CEUs', 'Legal Issues', 'Books', 'News', 'Journals', and 'Guidelines'. The main content area displays the title 'Arterial Catheter: Assisting with Insertion' and the author 'By: Caple C, Kornusky J, Pravikoff D, CINAHL Nursing Guide, May 26, 2017'. Below the title, there is a 'Contents' section with links to 'What is Assisting with Arterial Catheter Insertion?', 'What is the Desired Outcome of Assisting with Arterial Catheter Insertion?', 'Why is Assisting with Arterial Catheter Insertion Important?', 'Facts and Figures', 'What You Need to Know Before Assisting with Arterial Catheter Insertion', 'How to Assist with Arterial Catheter Insertion', 'Other Tests, Treatments, or Procedures That May be Necessary Before or After Assisting with Arterial Catheter Insertion', 'What to Expect After Assisting with Arterial Catheter Insertion', 'Red Flags', and 'What Do I Need to Tell the Patient/Patient's Family?'. The right sidebar contains a 'Tools' section with links for 'E-mail Alert', 'Add to folder', 'Print', 'E-mail', 'Save', 'Export', 'Create Note', 'Permalink', and 'Share'. At the bottom, there is a section titled 'Nursing Practice and Skill' with a 'Link to Skill Competency Checklist' and a 'Link to Interactive Skill Competency Checklist'. The main text area contains a paragraph about arterial catheters and a diagram showing the insertion of an arterial catheter and a guidewire into a blood vessel.

New Search Sign In Folder Send Feedback Help

Nursing All Areas Arterial Catheter: Assisting with Insertion Search
Reference Center Plus Basic Search Advanced Search Search History

Result List Refine Search 1 of 19

Title: Arterial Catheter: Assisting with Insertion By: Caple C, Kornusky J, Pravikoff D, CINAHL Nursing Guide, May 26, 2017

Database: Nursing Reference Center Plus

Arterial Catheter: Assisting with Insertion

Contents

- What is Assisting with Arterial Catheter Insertion?
- What is the Desired Outcome of Assisting with Arterial Catheter Insertion?
- Why is Assisting with Arterial Catheter Insertion Important?
- Facts and Figures
- What You Need to Know Before Assisting with Arterial Catheter Insertion
- How to Assist with Arterial Catheter Insertion
- Other Tests, Treatments, or Procedures That May be Necessary Before or After Assisting with Arterial Catheter Insertion
- What to Expect After Assisting with Arterial Catheter Insertion
- Red Flags
- What Do I Need to Tell the Patient/Patient's Family?

Nursing Practice and Skill

By: Carita Caple, RN, BSN, MSHS
Cinahl Information Systems, Glendale, CA
Jennifer Kornusky, RN, MS
Cinahl Information Systems, Glendale, CA
Edited by: Diane Pravikoff, RN, PhD, FAAN
Cinahl Information Systems, Glendale, CA

Link to Skill Competency Checklist

Link to Interactive Skill Competency Checklist

What is Assisting with Arterial Catheter Insertion?

- An **arterial catheter** (commonly referred to as an **arterial line**, "art line", or "A-line") is a thin **catheter** that is most commonly inserted into the radial artery to provide continuous monitoring of blood pressure (BP) and easy access for obtaining **arterial** blood samples (e.g., for analysis of **arterial** blood gases [ABGs]; levels of lactate, ammonia, and glucose). *The focus of this paper is the procedure for assisting with insertion of an arterial catheter.* For more information about removal, monitoring, and managing the patient with an **arterial** line, see the series of *Nursing Practice & Skill* papers about **arterial catheters**. For information about obtaining blood samples from an existing **arterial** line, see *Nursing Practice & Skill ... Blood Sampling, Arterial (Indwelling Arterial Catheter with Blood Conservation Device): Performing and Nursing Practice & Skill ... Blood Sampling, Arterial (Indwelling Arterial Catheter): Performing*. An overview of interpreting ABGs can be found in *Nursing Practice & Skill ... Arterial Blood Gases: Performing Arterial Puncture in the Adult Patient*. **The information contained in this Nursing Practice & Skill is intended to present an overview of assisting with arterial catheter insertion and is not intended to replace facility protocols, clinician orders, manufacturer's instructions, or the clinical experience necessary to become proficient in assisting with arterial catheter insertion**

Arterial catheter **Guidewire**

WRITE YOUR HOSPITAL SPECIFIC NOTES

After reviewing the content, create a note to indicate any information specific to your hospital by clicking on the “Add Important Note” button. When you click the “Add Important Note” button, a text editing field will appear. Simply add your note and click save.

New Search Sign Out Folder Send Feedback Help

Nursing Reference Center Plus All Areas Arterial Catheter: Assisting with Insertion Search

Basic Search Advanced Search Search History

Result List Refine Search 1 of 19

Detailed Record Add Important Note

HTML Full Text

PDF Full Text

Arterial Catheter: Assisting with Insertion

Title: Arterial Catheter: Assisting with Insertion By: Caple C, Kornusky J, Pravikoff D, CINAHL Nursing Guide, May 26, 2017

Database: Nursing Reference Center Plus

Tools

- E-mail Alert
- Add to folder
- Print
- E-mail
- Save
- Export
- Create Note
- Permalink
- Share

Related Info

- Quick Lesson
- Evidence-Based Skills
- Videos
- Images
- Drug Monographs
- Care Plans
- CEUs
- Legal Issues
- Books
- News
- Journals
- Guidelines

Important Note

B I U

Policy: Health Safe Hospital's Clinical Practice Committee and Nursing Professional Council have reviewed and approved the resources contained in *Nursing Reference Center Plus* related to Arterial Catheters. Click on the links below to review Nursing Practice and Skill Competency checklists.

Note: Any policy information that is specific to Health Safe Hospital will be indicated in the HOSPITAL SPECIFIC section below.

HOSPITAL SPECIFIC: Arterial line insertion can take place at the bedside, in the operating room, or in a clinical laboratory. Physicians, nurse anesthetists, physician assistants and registered respiratory therapists have been authorized to insert arterial lines. Nurse assistance during arterial line insertion promotes clinical adherence to aseptic technique which is essential to reducing the risk for catheter-related bloodstream infection.

Save Cancel

Find Similar Results using SmartText Searching.

Other Tests, Treatments, or Procedures That May be Necessary Before or After Assisting with Arterial Catheter Insertion

What to Expect After Assisting with Arterial Catheter Insertion

Red Flags

What Do I Need to Tell the Patient/Patient's Family?

Note

References

Reviewer(s)

present an overview of assisting with arterial catheter insertion and is not intended to replace facility protocols, clinician orders, manufacturer's instructions, or the clinical experience necessary to become proficient in assisting with arterial catheter insertion




Figure 1

Arterial catheter. Copyright©2013, EBSCO Information Services

- What: An arterial catheter is a polyurethane radiopaque 18–20 gauge catheter that is typically 5 inch/12 cm long with integrated suture wings. Arterial lines are frequently used in critically ill patients and inpatients

YOU HAVE SUCCESSFULLY CREATED A HOSPITAL SPECIFIC NOTE

Now that you have created this note, it will remain at the top of the skill making it visible to anyone accessing the skill each time it is used. If needed, you can edit the note at a later time by clicking the “**Edit**” button.

The screenshot displays the Nursing Reference Center Plus web application. At the top, a search bar contains the text "Arterial Catheter: Assisting with Insertion". Below the search bar, a yellow banner contains a policy statement from the Health Safe Hospital's Clinical Practice Committee and Nursing Professional Council, approved for resources in Nursing Reference Center Plus related to Arterial Catheters. A red box highlights the "Edit" button in the banner. Below the banner, the title "Arterial Catheter: Assisting with Insertion" is displayed, along with the author "By: Caple C, Kornusky J, Pravikoff D, CINAHL Nursing Guide, May 26, 2017". The interface includes a left sidebar with navigation options like "Detailed Record", "HTML Full Text", "PDF Full Text", and "Related Information". A right sidebar contains "Tools" such as "E-mail Alert", "Add to folder", "Print", "E-mail", "Save", "Export", "Create Note", "Permalink", and "Share". The main content area shows the "Contents" of the document, including sections like "What is Assisting with Arterial Catheter Insertion?", "What is the Desired Outcome of Assisting with Arterial Catheter Insertion?", "Why is Assisting with Arterial Catheter Insertion Important?", "Facts and Figures", "What You Need to Know Before Assisting with Arterial Catheter Insertion", "How to Assist with Arterial Catheter Insertion", "Other Tests, Treatments, or Procedures That May be Necessary Before or After Assisting with Arterial Catheter Insertion", "What to Expect After Assisting with Arterial Catheter Insertion", "Red Flags", and "What Do I Need to Tell the". A "Listen" button is also visible. At the bottom, a photograph shows an "Arterial catheter" and a "Guidewire" next to an "ARROW" brand catheter box.

CREATE A PERMALINK

Next, you'll need to create a Permalink. This is a permanent link, which means you'll never need to change it even if the *Nursing Reference Center Plus* content is updated. The Permalink will be inserted into your online policy and will take users directly to the skill within *Nursing Reference Center Plus*. To create your Permalink, click on the “**Permalink**” tool on the right of the screen. A box will appear under your “Hospital Specific Note.” You can then highlight, copy, and paste this URL into the appropriate section of your policy. Repeat these steps for the nursing practice skill competency checklist.

The screenshot displays the Nursing Reference Center Plus interface. At the top, there's a search bar with the text "Arterial Catheter: Assisting with Insertion" and a "Search" button. Below the search bar, there's a "Result List" section showing the article "Arterial Catheter: Assisting with Insertion" by Caple C, Kornusky J, Pravikoff D, CINAHL Nursing Guide, May 26, 2017. The article content includes a "Policy" section and a "Note" section. On the right side, there's a "Tools" sidebar with options like "E-mail Alert", "Add to folder", "Print", "E-mail", "Save", "Export", "Create Note", and "Permalink". The "Permalink" tool is highlighted with a red box. Below the "Permalink" tool, a box displays the generated URL: <http://search.ebscohost.com/login.aspx?direct=true&db=nup&AN=T707929&site=nup-live&scope=site>. This URL is also highlighted with a red box. The main content area shows the article title "Arterial Catheter: Assisting with Insertion" and a "Contents" section with links to "What is Assisting with Arterial Catheter Insertion?", "What is the Desired Outcome of Assisting with Arterial Catheter Insertion?", "Why is Assisting with Arterial Catheter Insertion Important?", "Facts and Figures", "What You Need to Know Before Assisting with Arterial Catheter Insertion", "How to Assist with Arterial Catheter Insertion", "Other Tests, Treatments, or Procedures That May be Necessary Before or After Assisting with Arterial Catheter Insertion", and "What to Expect After Arterial Catheter Insertion".

COMPLETE YOUR POLICY

Let's go back to your online policy and procedure manual. To complete the policy, you will need to:

1. Create a short overview for the nursing policy or procedure.
2. Add a general approval statement in the Policy Section.
3. Note any policy information specific to your hospital in the HOSPITAL SPECIFIC section of your policy or procedure.
4. Include the Permalinks you've created to take users directly to the applicable *Nursing Reference Center Plus* content.

Health Safe
HOSPITAL

Health Safe Hospital Policy Library

Search for...
Login Create Account

Patient Care Services Policy and Procedure Manual	
Health Safe Hospital	<div>Policies & Procedures: Nursing Professional Services</div> <div>Title: Arterial Line Insertion</div> <div>I.D. Number: PCSNUR1234</div>
<div>Authorization:</div> <div><input checked="" type="checkbox"/> Clinical Practice Committee</div> <div><input checked="" type="checkbox"/> Nursing Professional Council</div>	<div>Source: Nursing</div> <div>Cross Index: Surgical Services</div> <div>Date Reviewed: August 2017</div> <div>Date Effective: March, 2009</div>

1

PURPOSE: An arterial catheter provides continuous monitoring of blood pressure (BP) and easy access for obtaining arterial blood samples (e.g., for analysis of arterial blood gases [ABGs]; levels of lactate, ammonia, and glucose). Assisting with arterial line insertion involves obtaining supplies and setting up the pressure transducer system, assessing for adequate circulation to the affected extremity and for pain throughout the procedure, setting up and maintaining the sterile field, monitoring for bleeding and other adverse effects, and providing emotional support to the patient throughout the procedure.

2

POLICY: Health Safe Hospital's Clinical Practice Committee and Nursing Professional Council have reviewed and approved the resources contained in *Nursing Reference Center Plus*, relating to Arterial Line insertion. Click on the links below to review Nursing Practice and Skills/Skill Competency Checklists. Note: any policy information that is specific to Health Safe Hospital will be displayed in the HOSPITAL SPECIFIC section.

3

HOSPITAL SPECIFIC: Arterial line insertion can take place at the bedside, in the operating room, or in a clinical laboratory. Physicians, nurse anesthetists, physician assistants and registered respiratory therapists have been authorized to insert arterial lines. Nurse assistance during arterial line insertion promotes clinical adherence to aseptic technique which is essential to reducing the risk for catheter-related bloodstream infection.

4


ARTERIAL LINE INSERTION
Reference: CINAHL Nursing Guide: August 17, 2017

Click on link below for the Nursing Practice and Skill:
(Link to NRCP skill for your organization)

Click on link below for Skill Competency Checklist:
(Link to NRCP skill competency checklist for your organization)

Reviewer(s)
Carita Caple, RN, BSN, MSHS, CinahI Information Systems, Glendale, CA
Darlene Strayer, RN, MBA, CinahI Information Systems, Glendale, CA
Nursing Practice Council, Glendale Adventist Medical Center, Glendale, CA

Original document: 2009 May 01
Latest revision: 2016 Jun 03



Health Safe Hospital, Name / Credentials / Title

Disclaimer Message

The information contained in this Nursing Practice & Skill is intended to present an overview of assistance with arterial catheter insertion and is not intended to replace facility protocols, clinician orders, manufacturer's instructions, or the clinical experience necessary to become proficient in assisting with arterial catheter insertion.

Congratulations!



[Back to Top](#)

You have successfully incorporated *Nursing Reference Center Plus* into your online policy and procedure process. Repeat this process for any policies or procedures you choose and rest assured that your nurses are providing care based on the best and most current available evidence.

To learn more about *Nursing Reference Center Plus*—the premier evidence-based information resource designed by nurses for nurses.

[Visit Our Website »](#)

