


# Bridging the Resource Gap with Faculty

How utilizing the right platforms and unique integrations can bring your library and faculty closer together.

EBSCO



A photograph of a person's hands using a laptop and a smartphone at a desk. The person is wearing a dark long-sleeved shirt. The laptop is silver and open. The smartphone is black. The desk is light-colored wood. In the background, there is a white plant and a white wall. The image is partially obscured by a white box containing the title 'Introduction' and a blue box containing the text.

# Introduction

A common pain point for most academic libraries is building a stronger presence with faculty. A lack of understanding of what the library can offer often leaves faculty to view the library as a place just for research materials for students, rather than a holistic entity that can support both student research and faculty curriculum.

The gap between faculty and the library goes beyond this pain point. Library usage, student perception as well as a student's developing research skills can all be negatively affected. Assessing the needs of the faculty is just a first step in the library maintaining a relevant position. Subject-specific content, integrated platforms and collaborative methods need to be considered to enhance the information seeking behavior of faculty and to improve the value of the library across the academic institution.

# Discovery Platform Integrations with the LMS:

The top goal for libraries when it comes to faculty usage is to create paths for the greatest interaction between the two entities. The best starting point for this is through the LMS. For the library, it is important to find an interoperable discovery platform that not only integrates seamlessly within the LMS but is LTI compliant.

## What is LTI Compliance?

LTI stands for Learning Tools Interoperability. Developed by the [IMS Global Learning Consortium](#). It specifies a method for a learning system to invoke and to communicate with external systems.

## **EBSCO Discovery Service™ and the LMS**

*EBSCO Discovery Service* (EDS) offers seamless authenticated access to library content from within any LTI 1.3-compliant LMS. Faculty can easily find and use library content to support curriculum and students will get direct links to selected content from within the LMS.

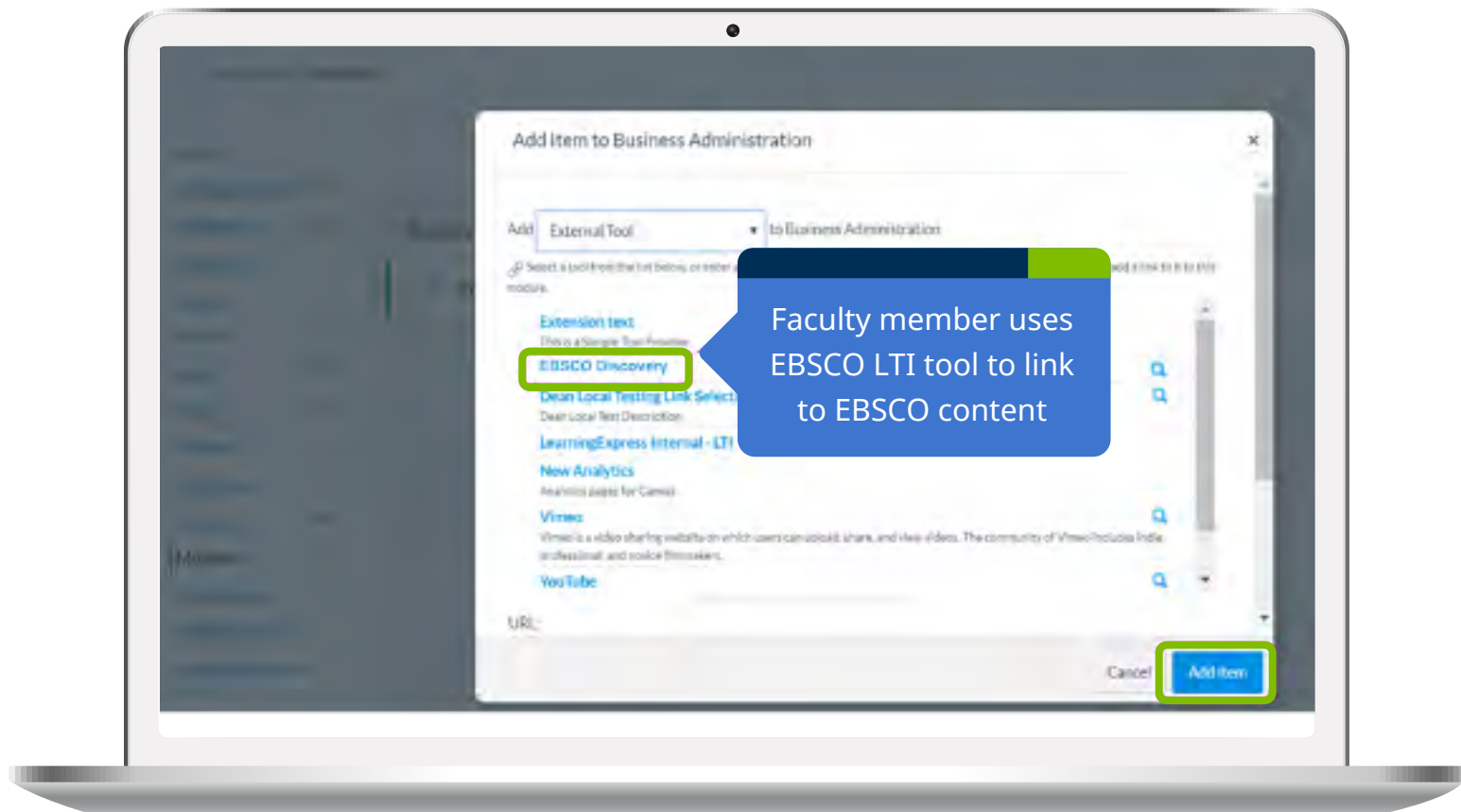
### *EBSCO Discovery Service Integrates With:*

- Blackboard
- D2L
- Sakai
- Canvas
- Moodle

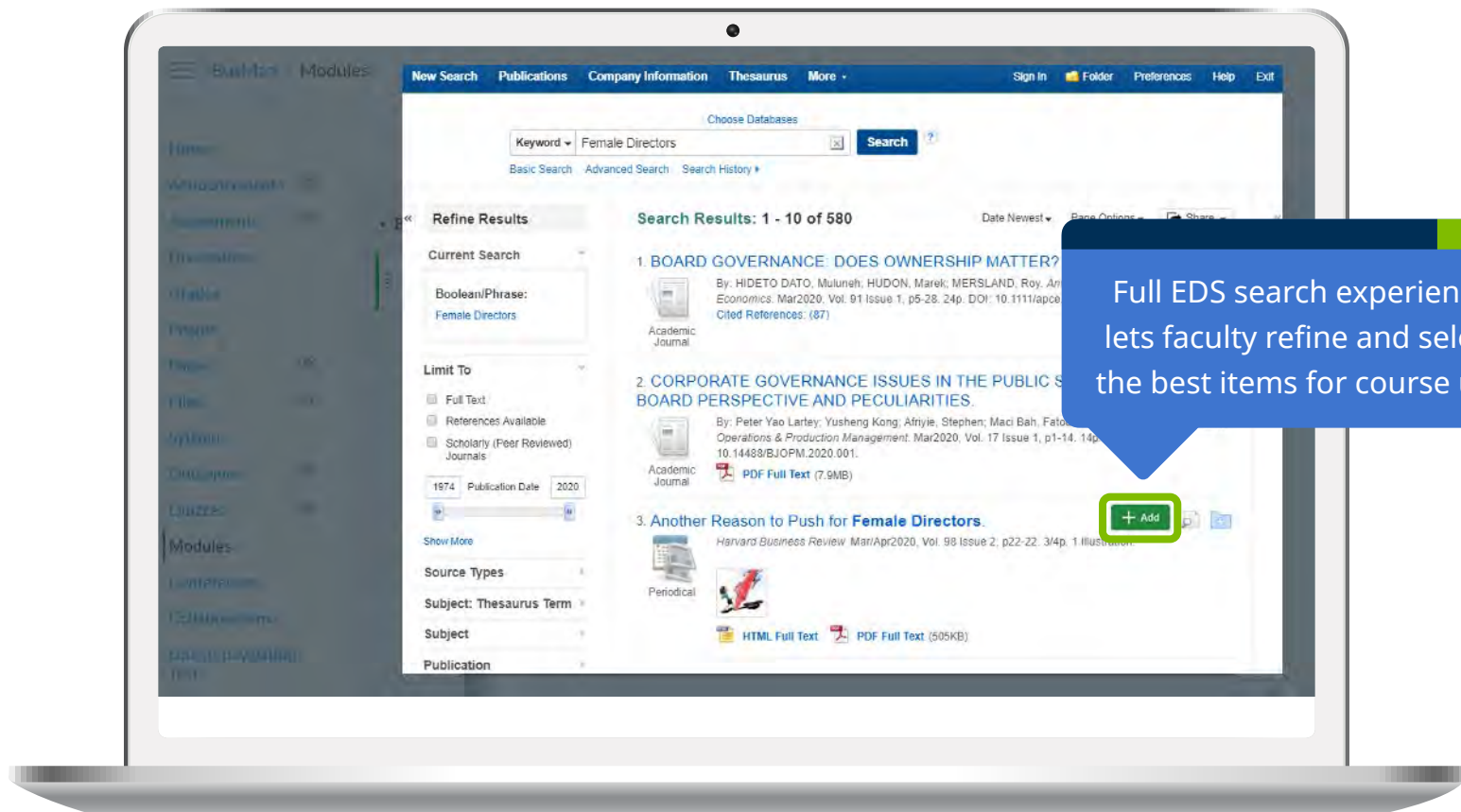
*Currently supports Canvas LTI. Support for other Learning Management Systems (Blackboard, Moodle, Desire2Learn) will be coming in the future.*



## Example of EDS Integration within LMS:



# Example of EDS Integration within LMS:



# Supporting Faculty Course Development

Faculty are looking for ways to reduce the cost burden for students, and while there are many no-cost or low-cost options available, it is often a manual and time-consuming process for faculty to find these resources. Providing one central location for faculty to see all of the relevant Open Educational Resources (OER) and unrestricted, DRM-free e-books available through their library helps faculty save time finding cost-effective resources, while at the same time driving usage and value of library materials.

## ***EBSCO Faculty Select™***

*EBSCO Faculty Select* empowers academic libraries to directly support textbook affordability efforts at their institutions. Through a single, easy-to-use interface, faculty can easily find and access quality OER to support their courses, and search and request access to relevant e-books from top academic publishers.

*EBSCO Faculty Select* provides access to:

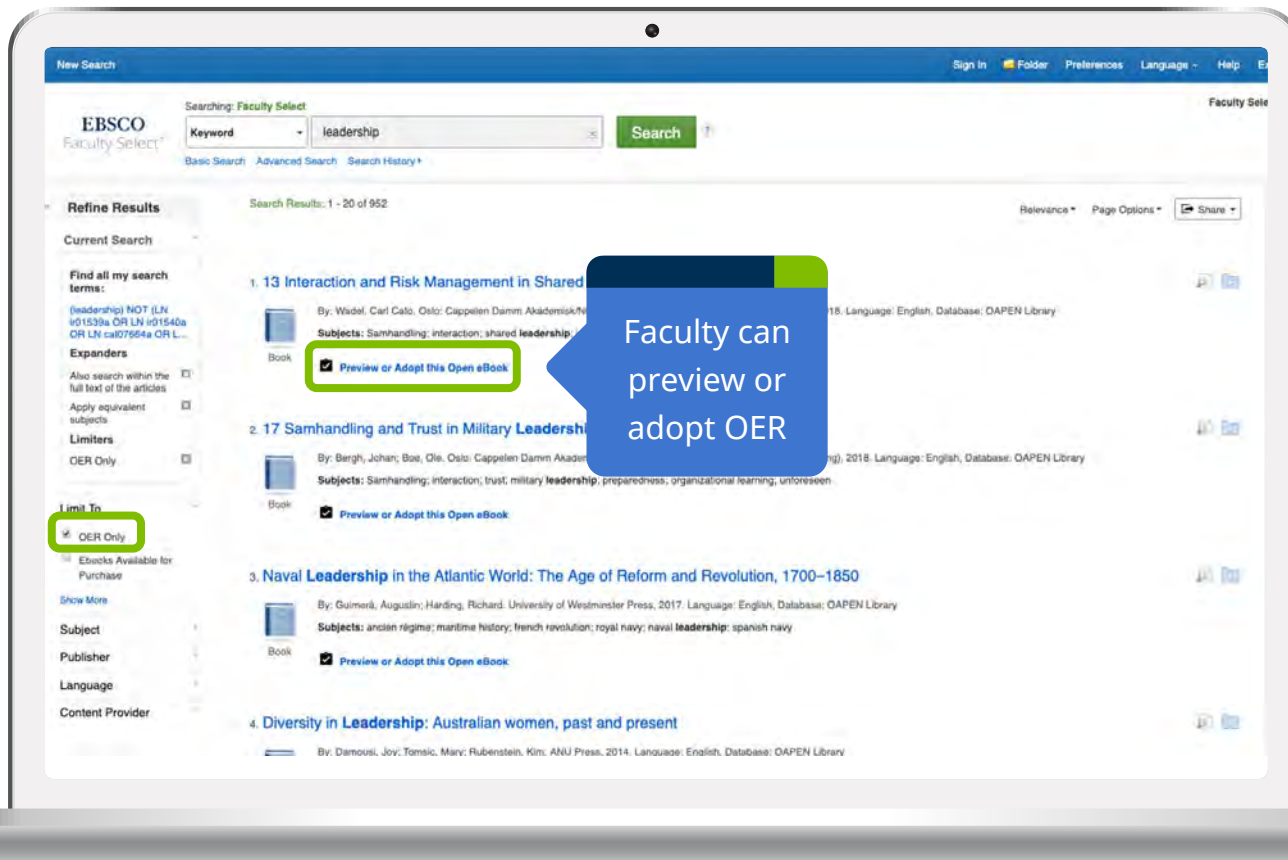
Thousands of OER, including:

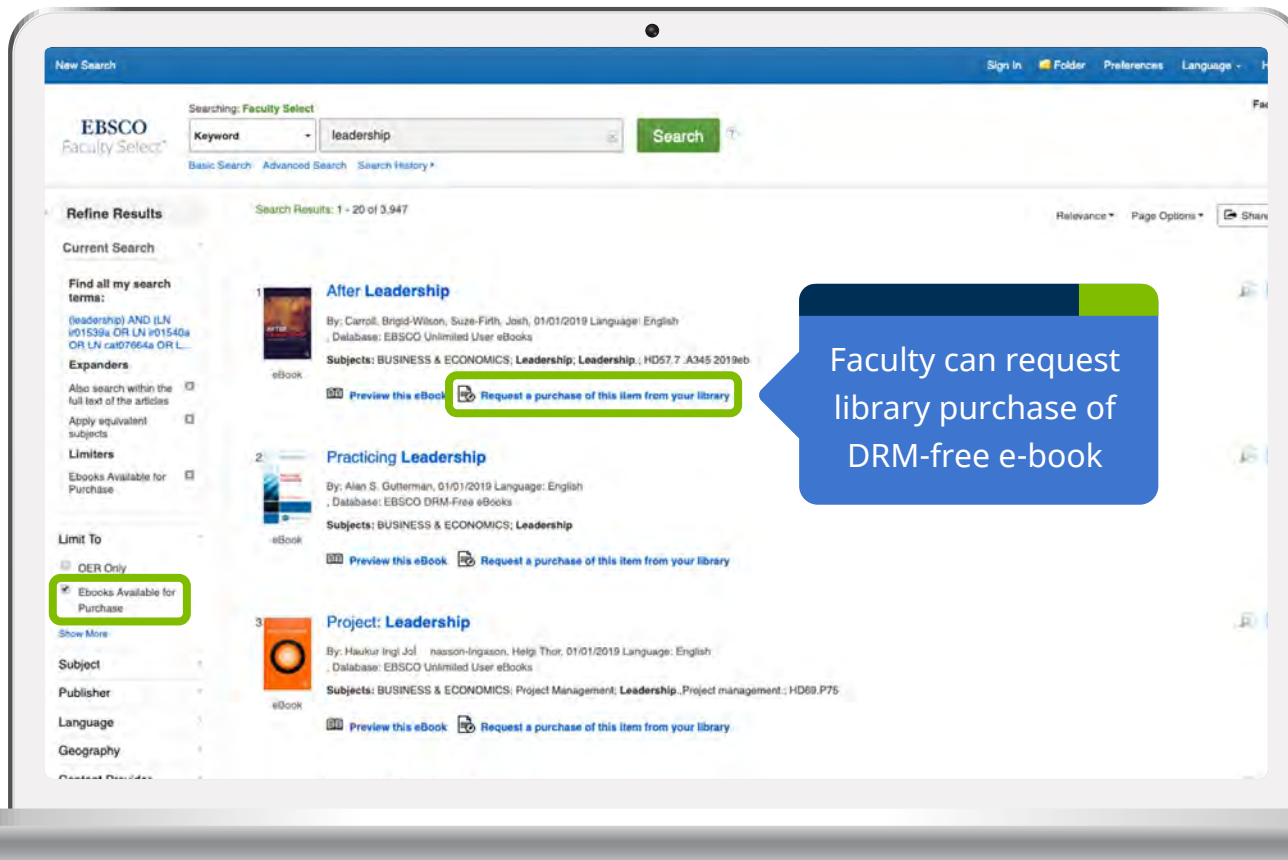
- Open Education Network
- Milne Open Textbooks
- OAPEN
- BC Open Textbooks
- OpenStax

More than 250,000 Unlimited User DRM-free e-books from:

- *EBSCO eBooks™*
- Wiley
- Taylor & Francis
- Cambridge University Press







## Other Tactics to Bridge the Gap

While your library and faculty share a common goal, often both departments are siloed from each other, leading to a lack in communication and awareness. Key integrations, access to Open Educational Resources and quality textbooks are just a starting point to bridge the gap.

### **Evaluate the Relationship**


Consider a user research approach when it comes to faculty and library usage. Meeting with various faculty departments to understand their information needs, but also how they currently use the library will provide insight into developing the right content, platforms and approach to meet their needs.

### **Communication**

Open and constant communication is key in creating awareness and remaining top of mind with faculty. Consider a variety of communication methods from small group meetings to dedicated newsletters and even pages reserved on your library website with specific information and news curated for your “faculty audience”.

### **Collaborate with Faculty on Curriculum Materials**

Providing guidance and collaboration on resources for a faculty member’s course builds a better relationship between the two entities, creates awareness of all the library has to offer and provides insight into building out subject-specific collections.



EBSCO offers a variety of content, platforms and solutions to help bridge the gap with faculty and increase overall usage of your library.

Contact us to **learn more.**

[www.ebsco.com](http://www.ebsco.com)

EBSCO

